

# Alabama 2014 RN Workforce Survey

## The Alabama Nursing Workforce: A Snapshot

### RN Workforce at a Glance:

Gender (n=66,662)	2014	Frequency
Female	60,071	90.1%
Male	6,591	9.9%

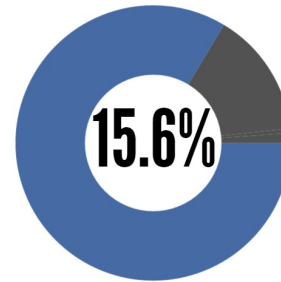
Race (n=66,662)	2014	Frequency
White	52,601	78.9%
Black or African American	9,216	13.9%
American Indian or Alaskan Native	366	0.5%
Asian	725	1.1%
Native Hawaiian and Other Pacific Islander	40	0.1%
Multiracial	351	0.5%
Unknown	3,363	5.0%

Ethnicity (n=66,662)	2014	Frequency
No, not Spanish/Hispanic/Latino	60,356	90.5%
Yes, Mexican, Mexican American, Chicano	206	0.3%
Yes, Cuban	61	0.1%
Yes, Puerto Rican	126	0.2%
Yes, Other Spanish/Hispanic/Latino	326	0.5%
Unknown	5,587	8.4%

Age (n=66,662)	2014	Frequency
15-19 Years	0	0%
20-24 Years	2,707	4.1%
25-29 Years	7,646	11.5%
30-34 Years	7,518	11.3%
35-39 Years	7,398	11.1%
40-44 Years	8,440	12.7%
45-49 Years	7,069	10.6%
50-54 Years	8,355	12.5%
55-59 Years	8,194	12.3%
60-64 Years	5,699	8.5%
65-69 Years	2,470	3.7%
70-74 Years	828	1.2%
75-79 Years	273	0.41%
80-84 Years	55	0.08%
85 Years and Over	10	0.01%

Highest Degree Earned (n=66,662)	2014	Frequency
Diploma-Registered Nurse	2,004	3.0%
Associate Degree-Nursing	27,403	41.1%
Associate Degree-Other Field	130	0.2%
Bachelor's Degree-Nursing	20,910	31.4%
Bachelor's Degree-Other Field	2,566	3.8%
Master's Degree-Nursing	6,835	10.3%
Master's Degree-Other Field	1,737	2.6%
Doctoral Degree-Nursing	726	1.1%
Doctoral Degree-Other Field	344	0.5%
Other	404	0.6%
Unknown	3,603	5.4%

Only **9.9%**  
of RNs are male

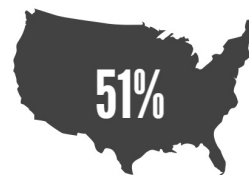


**15.6%**  
of RNs are African American, American Indian, Asian, or Native Hawaiian

**38.7%** of nurses are **55+** years of age

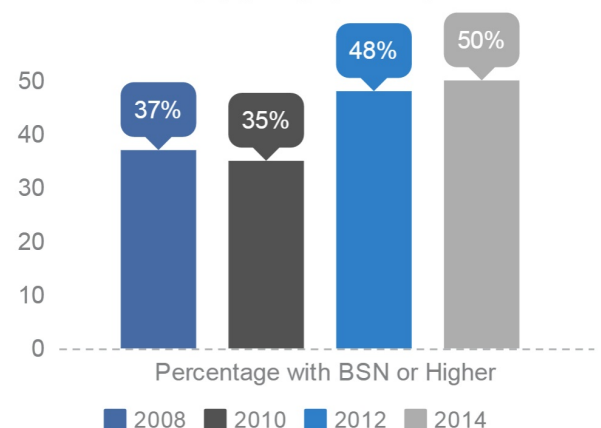


**50.3%**  
have a Bachelor's Degree in Nursing or higher in Alabama



**51%**  
have a Bachelor's Degree in Nursing or higher in the U.S.

### Alabama's RNs



## Employment Status in Nursing

(n=66,662)	2014	Frequency
Full-time in Nursing	47,203	70.8%
Part-time in Nursing	-	-
Employed Other Field	1,397	2.1%
Not Employed	2,937	4.4%
Not Seeking Employment	714	1.1%
Retired from Nursing	-	-
Other	11,487	17.2%
Unknown	2,924	4.4%

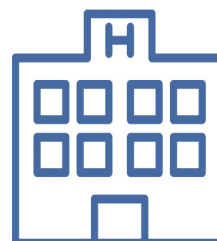
## Primary Place of Work (n=66,662)

	2014	Frequency
Assisted Living	220	0.3%
College or University School of Nursing	1,427	2.1%
Doctor's Office	3,564	5.4%
Federal Government Agency	506	0.8%
Home Health	2,672	4.0%
Hospice-Inpatient	920	1.4%
Hospice-Outpatient	1,630	2.4%
Hospital-Private	5,983	9.0%
Hospital-Public	24,292	36.4%
K-12 Board of Education/School Nurse	1,017	1.5%
Nursing Home	2,661	4.0%
Not Employed in Nursing	2,704	4.1%
Other	14,413	21.6%
Unknown	4,653	7.0%

## Alabama RNs (n=66,662)

	2014	Frequency
RN (Not APN)	61,971 (93.0%)	93.0%
CRNP	3,049 (4.6%)	4.6%
CRNA	1,538 (2.3%)	2.3%
CNS	81 (.1%)	0.1%
CNM	23 (.0%)	0.0%

**70.8% of nurses  
work full time**



**45.4%  
of nurses  
work in a  
hospital setting**



**ALABAMA  
HEALTH  
ACTION  
COALITION**

*Advancing Health In Alabama*

### Data Sources:

Alabama Board of Nursing RN Licensure Survey, 2008

Alabama Board of Nursing RN Licensure Survey, 2010

Alabama Board of Nursing RN Licensure Survey, 2012

Alabama Board of Nursing RN Licensure Survey, 2014

<http://www.americashealthrankings.org/AL>

<http://campaignforaction.org/dashboard>

To download the complete Baseline Metrics report, please visit

**al-hac.org**