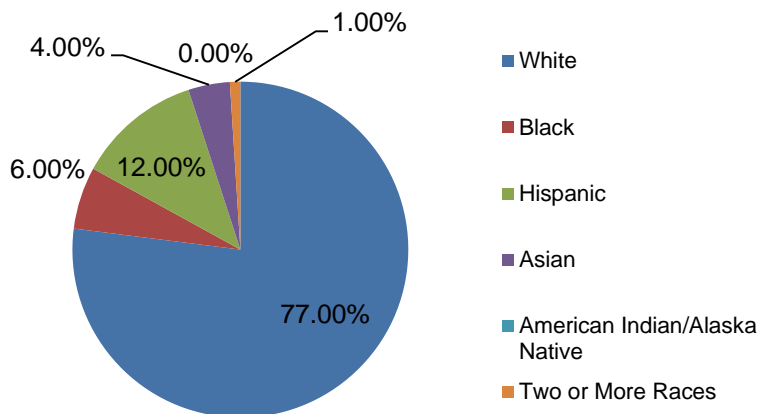


# Rhode Island Demographic and Workforce Facts

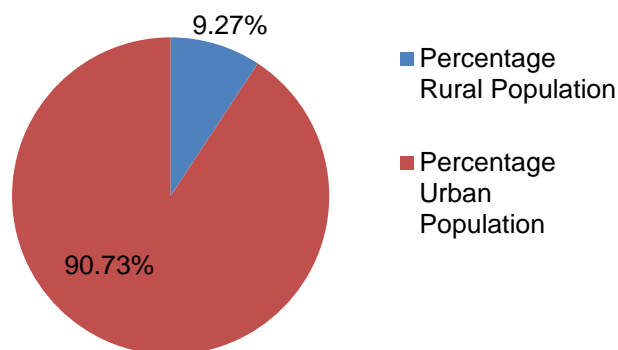
## Racial/Ethnic Demographics, 2014



Source: The Henry J Kaiser Family Foundation. <http://kff.org/other/state-indicator/distribution-by-raceethnicity/#>. Accessed December 2, 2015

## Population Living in Rural Versus Urban Areas, 2010

The Census defines “urban area” as a densely developed territory with at least 2,500 residents, at least 1,500 of whom live outside institutional settings such as correctional facilities, in-patient hospital facilities, etc.

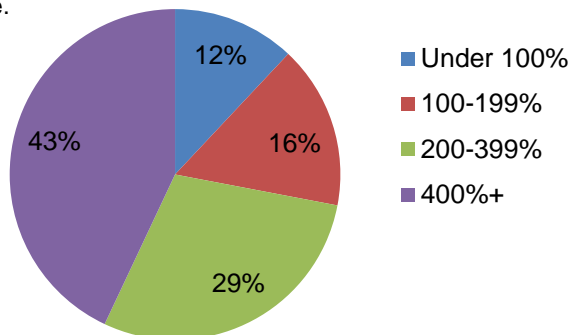


Source: 2010 Census Urban and Rural Classification and Urban Area Criteria. <http://www.census.gov/geo/reference/ua/urban-rural-2010.html>. Accessed December 2, 2015

## Distribution of Total Population by Federal Poverty Level, 2014

The federal poverty level is an annual income of \$19,055 for a family of two adults and one child.

The color-coded percentages listed on the right correlate to that dollar amount. For example, the blue—“under 100 percent”—shows the percentage of the population that makes \$19,055 a year or less. The purple shows the percentage of the population that makes four times or more the annual income.



Source: The Henry J Kaiser Family Foundation <http://kff.org/other/state-indicator/distribution-by-fpl/#>. Accessed December 2, 2015

## Primary Care Health Professional Shortage Areas (HPSA), 2014

Two factors matter in determining whether an area is short of primary care health professionals: numbers and need. For primary medical care, a shortage is defined as a population-to-physician ratio of at least 3,500 to 1; in communities with unusually high needs, the ratio is 3,000 to 1. Percentage of need met reflects the number of physicians it would take to serve the population—a function of the density of the area, and the population’s needs.

Total Primary Care HPSA Designations	Percentage of Need Met
13	33.39%

Source: The Henry J Kaiser Family Foundation <http://kff.org/other/state-indicator/primary-care-health-professional-shortage-areas-hpsas/>. Accessed December 2, 2015