

campaign progress

Welcome to the Future of Nursing:
Campaign for Action
Dashboard

About This Dashboard:

These graphs and charts show goals by which the *Campaign* evaluates its efforts to implement recommendations in the Institute of Medicine's (IOM) *The Future of Nursing: Leading Change, Advancing Health*.

Indicator 1: Education

IOM Recommendation:

Increase the proportion of nurses with a baccalaureate degree to 80 percent by 2020

Percentage of employed nurses with a baccalaureate (or higher) degree in nursing

2020 80%

2015 **53%**

2014* **51%**

2011 **50%**

2010 **49%**



Data Source: American Community Survey, *Public Use Microdata Sample* (series)

*No change between 2012 and 2014.

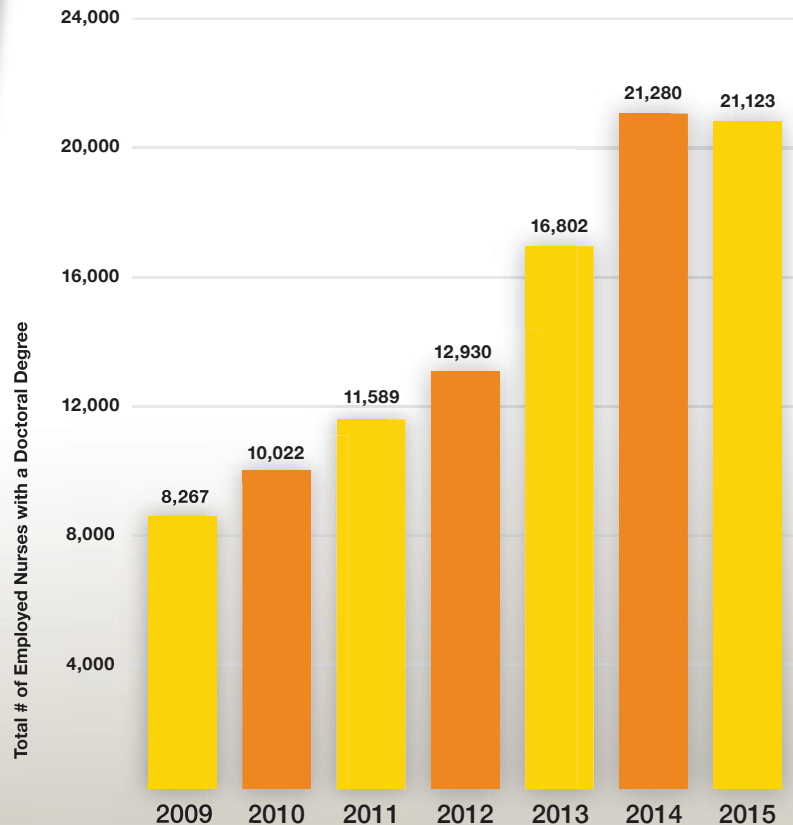
Indicator 2: Doctoral Degrees

IOM Recommendation:

Double the number of nurses with a doctorate by 2020

THIS RECOMMENDATION HAS BEEN ACHIEVED

Number of employed nurses with a doctoral degree



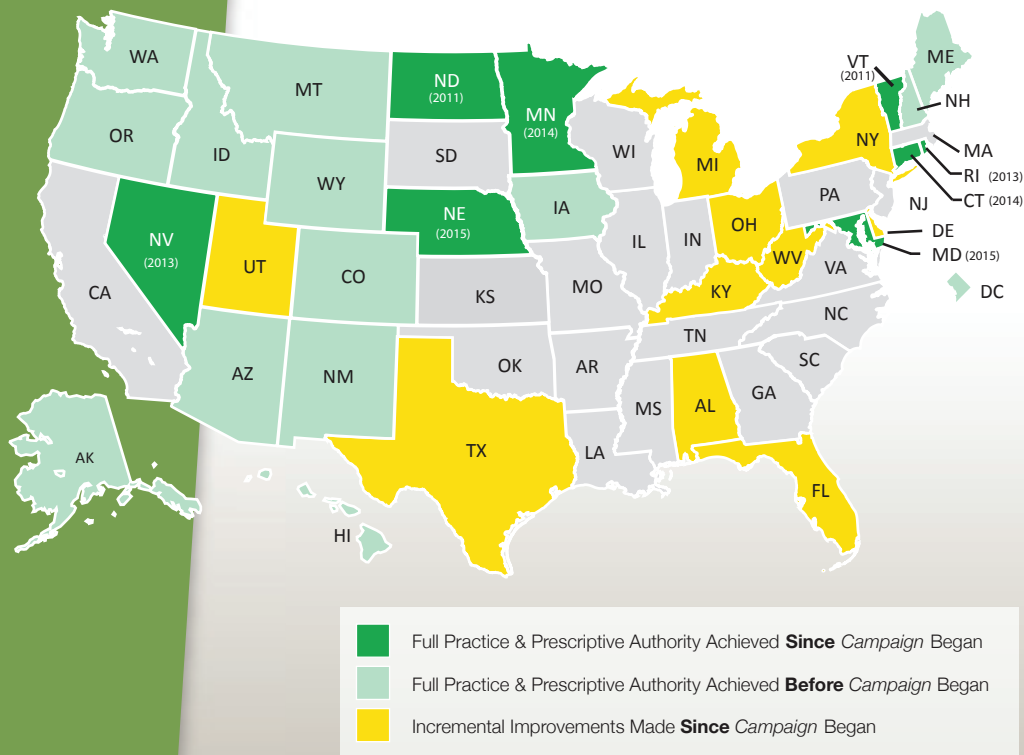
Data Source: American Community Survey, *Public Use Microdata Sample* (series)

Indicator 3: State Practice Environment

IOM Recommendation:

Advanced practice registered nurses should be able to practice to the full extent of their education and training

State progress in removing policy barriers to care provided by nurse practitioners



Data source: Center to Champion Nursing in America

Indicator 4: Interprofessional Collaboration

IOM Recommendation:
Expand opportunities for nurses to lead and disseminate collaborative improvement efforts

Number of required clinical courses and/or activities at top nursing schools that include both RN students and graduate students of other health professions

School	2011	2012	2013	2014	2015
Duke Univ.	2	2	2	1	3
Yale Univ.	0	0	1	1	1
Univ. of California, San Francisco	0	1	1	1	0
Univ. of North Carolina	0	0	0	0	0
Univ. of Washington	2	2	5	4	5
Univ. of Pennsylvania	0	1	4	7	9
Univ. of Michigan	0	0	0	0	2
Univ. of Pittsburgh	1	1	3	4	4
Oregon Health & Science Univ.	0	1	2	2	2
Johns Hopkins Univ.	1	1	3	3	6

Data Source: Top nursing schools (as determined by *US News & World Report* rankings) that also have graduate-level health professions schools at their academic institutions. Course offerings and requirements include clinical and/or simulation experiences.

Indicator 5: Leadership

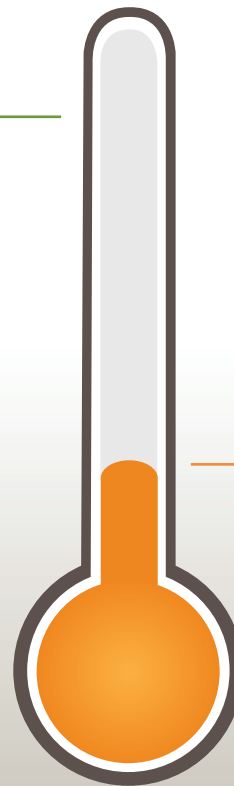
IOM Recommendation:

Health care decision-makers should ensure leadership positions are available to and filled by nurses

The number of nurses who report serving on boards to the Nurses on Boards Coalition

Our goal: to get 10,000 nurses on boards by 2020

OUR GOAL
10,000 nurses
on boards



As of 11/21/16
2,356 nurses
have reported
serving on
boards*

Data Source: Nurses on Boards Coalition, NursesonBoardsCoalition.org.

In 2014, the Campaign convened more than 20 national nursing organizations and others working to build a healthier America to form the Nurses on Boards Coalition (NOBC). The NOBC launched as an independent organization in August 2015 and is working toward the goal of seating 10,000 nurses on boards by 2020.

**The Nurses on Boards Coalition updates these numbers on a regular basis.*

Indicator 6: Workforce Data

IOM Recommendation:
Build infrastructure for collection and analysis of interprofessional health care workforce data

States that collect data on nurse education programs, supply of nurses, and demand for nurses

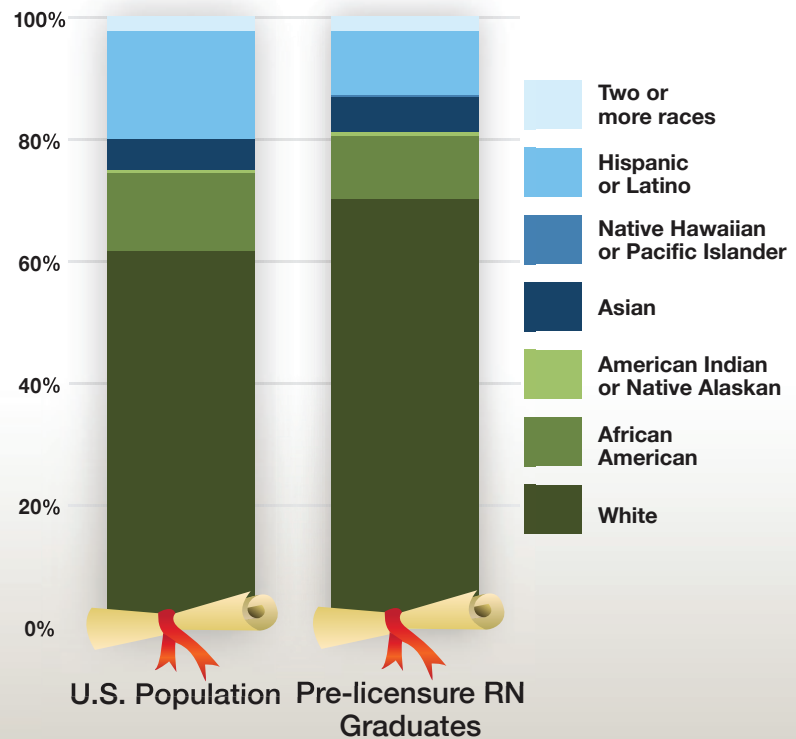
State	Nurse Education Program Data	Nurse Supply Data	Nurse Demand Data
Alabama	✓	✗	✗
Alaska	✓	✗	✗
Arizona	✓	✗	✗
Arkansas	✓	✗	✗
California	✓	✗	✓
Colorado	✓	✗	✗
Connecticut	✓	✗	✗
Delaware	✓	✗	✗
Florida	✓	✗	✓
Georgia	✓	✗	✓
Hawaii	✓	✗	✓
Idaho	✓	✗	✓
Illinois	✓	✗	✓
Indiana	✓	✗	✓
Iowa	✓	✗	✓
Kansas	✓	✗	✗
Kentucky	✓	✗	✗
Louisiana	✓	✗	✓
Maine	✓	✗	✓
Maryland	✓	✗	✗
Massachusetts	✓	✗	✗
Michigan	✓	✗	✗
Minnesota	✓	✗	✗
Mississippi	✓	✗	✗
Missouri	✓	✗	✓
Montana	✓	✗	✗
Nebraska	✓	✗	✗
Nevada	✓	✗	✗
New Hampshire	✓	✗	✗
New Jersey	✓	✗	✗
New Mexico	✓	✗	✗
New York	✓	✗	✓
North Carolina	✓	✗	✗
North Dakota	✓	✗	✓
Ohio	✓	✗	✗
Oklahoma	✓	✗	✓
Oregon	✓	✗	✓
Pennsylvania	✓	✗	✗
Rhode Island	✓	✗	✗
South Carolina	✓	✗	✓
South Dakota	✓	✗	✗
Tennessee	✓	✗	✗
Texas	✓	✗	✓
Utah	✓	✗	✓
Vermont	✓	✗	✗
Virginia	✓	✗	✗
Washington	✓	✗	✓
West Virginia	✓	✗	✗
Wisconsin	✓	✗	✓
Wyoming	✓	✗	✗

Data Source: The National Forum of State Nursing Workforce Centers
Philip R. Lee Institute for Health Policy Studies.

Indicator 7: Diversity

IOM Recommendation:
Make diversity
in the nursing
workforce a priority

Pre-licensure nursing program graduates by race/ethnicity and by gender compared with the U.S. population



In the U.S., the female/male population is **50.8% female** and **49.2% male**.
In 2015, baccalaureate and graduate nursing students were **88% female** and **12% male**.

The Campaign is working to promote diversity in the nursing workforce so that the profession reflects America's changing population.

Sources: American Association of Colleges of Nursing, Enrollment and Graduations in Baccalaureate and Graduate Programs in Nursing; Integrated Postsecondary Education Data System (IPEDS), Completions Survey; Annual Estimates of the Resident Population by Sex, Race, and Hispanic Origin for the United States, States, and Counties: April 1, 2010 to July 1, 2014, U.S. Census Bureau, Population Division